


ENERGY METER kWh




Reliable Performance

EM-34D



EM-34L



----- kWh WIZARDS

- ▶ 8 digits standard LCD display.
- ▶ Single meter records Electricity and utility.
- ▶ Individual phase and current reversal led indication.
- ▶ Optically isolated open collector pulse output.
- ▶ Accuracy class 1s as per IEC 61036 / IS 13779.



NIPPEN ELECTRICAL INSTRUMENTS CO

Unit 1 :12-A Joy Engg Compound, Marol Maroshi Road, Andheri (E), Mumbai - 400059, India


Unit 2:106, Tejpal Industries Premises, Andheri Kurla Road, Sakinaka, Mumbai - 400072, India

Tel : 022-29201581/29253164/29201806

Email : sales@nippenco.com

www.nippenco.com

ENERGY METER kWh EM-34D



The product has a 8 digit LCD display with backlit. It continuously displays kWh parameter. The kWh display is resettable using key function. It has rich high frequency led pulse output in front facia.

Features

- True Rms measurement.
- Accuracy class 1s.
- Accurate reading for balanced as well as unbalanced loads.
- Accurate reading even under rapid fluctuation.
- LCD display with yellow green backlit.
- Phase available indication provided.
- Phase reverse indication provided.
- 8 digits for direct kWh reading.
- On site programmable CT ratio and PT ratio.
- Reliable performance at Low Current(>5% of load).
- Potential free pulse output for energy.
- Flush mounting compact design.
- Four switch for programming functions on front side.
- Energy reset and password protection.
- Old register to store the previously cleared energy value.
- Once CTR, PTR programmed, the meter displays direct reading of kWh.

Applications

- Commercial and Industrial Sub Metering.
- Special oem application.
- Control and relay panels.
- Genset, Solar applications.

Electrical Specification

- System : 3phase 4wire / 3phase 3wire / 1phase 2 wire.
- Operating Voltage: 80 - 500 V AC Line to Line at 45.....65 Hz.
- PT ratio : 110v to 500kv / 110v.
- Current: 50mA-6A AC.
- CT Primary Ratio: 5-9999A AC (only primary to be set).
- Power Consumption:<0.4VA in Current Circuit,< 0.4VA in Voltage.
- Auxiliary supply: Self Powered.
- Power factor : 0.8lead, Unity, 0.5lag.
- Dielectric strength : 2 kv for 1min..

Environment

- Ambient: -10° C to 55° C.
- Storage: -20° C to 70° C.
- Humidity: <95% RH Non condensing.

Mechanical Dimensions

- Front : 96mm x 96mm / Depth 54mm
- Panel Cut Out : 91mm x 91mm ± 0.1mm
- Casing : Flame retardant ABS.
- Connector : ABS & Pcb terminal block.
- Weight 250gm approximately.

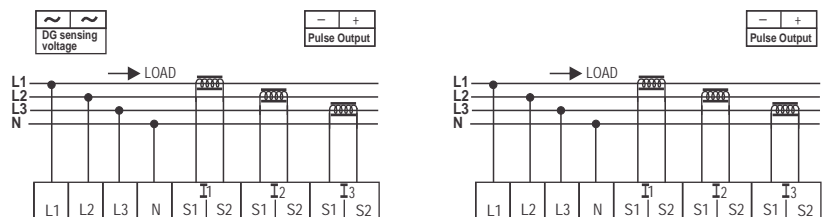
Relevant Standard

- EMC: IEC 61326 / Immunity: IEC 61000-4-3 / Safety: IEC 61010-1-2001
- Protection : Ip52 Front / Ip20 Terminal block.

Pulse Output

- 1pulse = 10 Wh x External CT ratio x External PT ratio.
- Open collector pulse output.
- External resistance to be used Dc supply and '+' point.
- External resistance value will vary depends on external voltage of 5V to 24V, which is given by user.
- External resistance for 24 Dc is 6.4kilo ohm.

Typical Diagram



OPEN COLLECTOR PULSE OUTPUT

